



The St. Augustine Amphitheatre
1340C A1A South, St. Augustine, Florida 32080



Managed by the St. Johns County Cultural Events Division, the St. Augustine Amphitheatre is a roughly 4,000 seat outdoor amphitheatre located amongst the natural trails of Anastasia State Park. Originally constructed in 1965, the amphitheatre underwent a complete overhaul in 2001 and reopened to the public in 2007.

Venue Contact Information

Ryan Murphy	<i>General Manager</i>	rmurphy@sjcfl.us
Gabriel Pellicer	<i>Asst. General Manager</i>	gpellicer@sjcfl.us
Chris Culpepper	<i>Production Manager</i>	cculpepper@sjcfl.us
Andrew Seward	<i>Production Coordinator</i>	aseward@sjcfl.us
Tara Ferreira	<i>Hospitality</i>	tferreira@sjcfl.us
Robert Nevins	<i>Operations</i>	rnevins@sjcfl.us
Verite Seward	<i>Administrative Office Manager</i>	vseward@sjcfl.us
Elizabeth Glasgow	<i>Business Manager</i>	eglasgow@sjcfl.us
Diana Markovits	<i>Marketing Manager</i>	dmarkovits@sjcfl.us
Tiffany Stephens	<i>Box Office</i>	tstephens@sjcfl.us





Stage

Venue Type	Open Air Amphitheatre
Stage Material	Concrete
Stage Dimensions	60' wide x 42' deep
Wing Stage Left	15' wide x 30' deep
Wing Stage Right	18' wide x 30' deep
Stage Height	3'8"
Stage Roof	85' wide x 80' deep (permanent)

Soft Goods

Three (3) Rotodrapeer masking panels on tracks (SL and SR) @ 10' x 20'
 One (1) Upstage black traveler @ 60' x 29'

Power

One (1) 600 Amp 3-phase, 5-wire lug, upstage right
 One (1) 200 Amp 3-phase, 5-wire Cam-lock, upstage right
 One (1) 400 Amp 3-phase, 5-wire Cam-lock OR lug, upstage left
 Six (6) 60 Amp services for shore power

Rigging

WEIGHT CAPACITIES

Live Load	60,000 lbs
Point Load	2,000 lbs max (diagram Page 5)

HEIGHT TO LOW STEEL

Upstage	29'10"
Downstage	31'3"

HEIGHT TO HIGH STEEL

Upstage	34'
Downstage	35'6"

FOH Mix Position

Dimensions	21' wide x 9' deep
Location	90' from downstage center Section 102, Rows L,M,N, Seats 113-126
Cable Run to FOH	175'

Available Equipment

Genie Z-30/20N articulating boom lift (rental fee applies)

Toyota 5,000lb propane fork lift (rental fee applies)

Rolling Risers: One (1) @ 8' x 8' x 1'

One (1) @ 8' x 8' x 2'

Dressing Rooms

There are a total of four (4) dressing rooms located in the hallway immediately behind the stage.

Dressing Room 1 Large Choral Style w/ 4 toilet stalls and 1 shower

Dressing Room 2 Central Green Room w/ 1 private adjoining room with toilet and shower

Dressing Room 3 Small Room w/ 1 toilet stalls and 1 shower

Dressing Room 4 Large Choral Style w/ 4 toilet stalls and 1 shower

Telephone & Internet Access

WIFI Throughout Backstage

Phone Lines Tour Production (904) 209-0390

(904) 209-0391

(904) 209-3756

Wired Internet Tour Production

Dressing Room 4

Venue Curfew & Policies

Out of respect for the surrounding residential neighborhoods, sound levels must not exceed 102dB SPL A-weighted as measured from the FOH mix position. Venue representatives will regularly measure and monitor volume levels using the house sound meter. While occasional instantaneous peaks may be tolerated, multiple violations (more than five (5) spikes within a two (2) minute window) will result in a \$500.00 fine for each violation within a 15 minute period. Please be advised that formal complaints from residents will result in the St. Augustine Police Department sending their own officers to measure and enforce the city's noise ordinance!

A strict 10:30pm curfew applies to all weekend (Friday and Saturday) shows

Weekday shows (Sunday thru Thursday) must finish by 10:00pm.

Fines begin accruing 5 minutes after curfew in the amount of \$1,500.00 for every 5 min over!

Smoking is not allowed backstage or in dressing rooms. Violations will result in a \$250.00 fine.

All shows are rain or shine events.

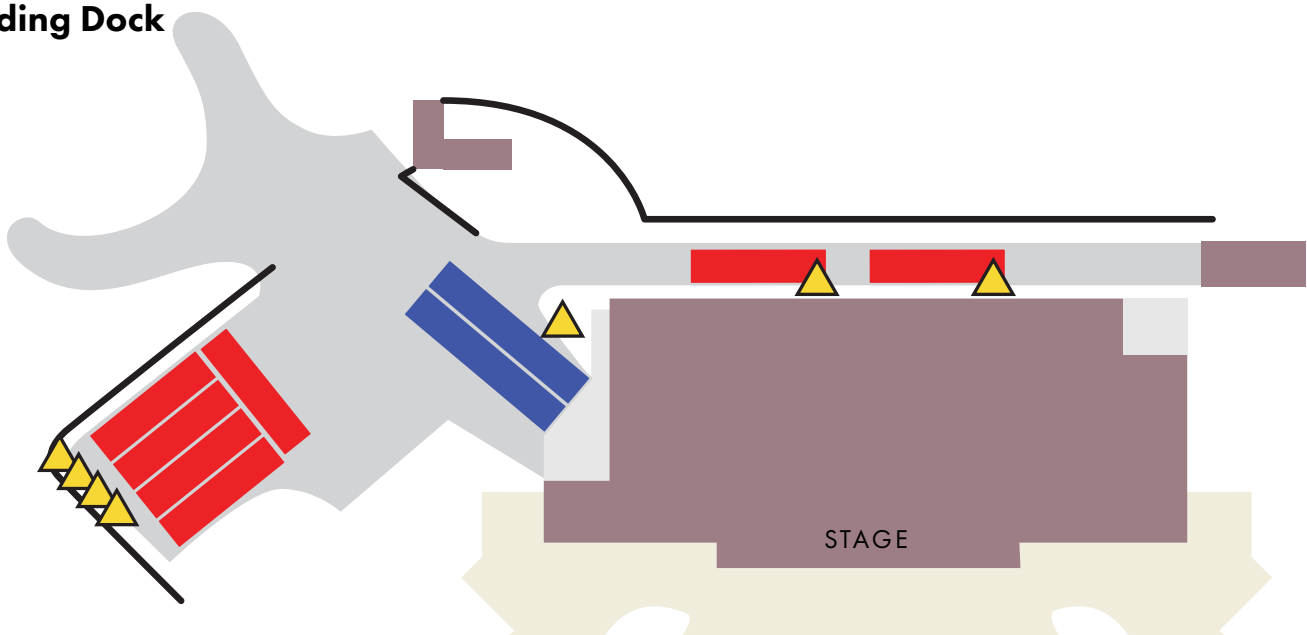
Backstage Access & Loading Dock

The service road leading to backstage is located approximately 500' north of the main entrance on state road A1A. Although a tight squeeze, the service road is accessible to trailers up to 53' in length. The loading dock is equipped with two (2) Autodok adjustable loading ramps, but can accommodate up to three (3) trucks simultaneously. The dock is at stage level with a 40' straight push onto stage right. The bay door is 10.5' tall by 8' wide.

Bus Parking & Shore Power

Two (2) buses (or additional trucks) can park in the alley immediately behind the main stage building, and four (4) buses can comfortably fit within the parking area just to the west of the loading dock. Shore power is available in both locations.

Loading Dock



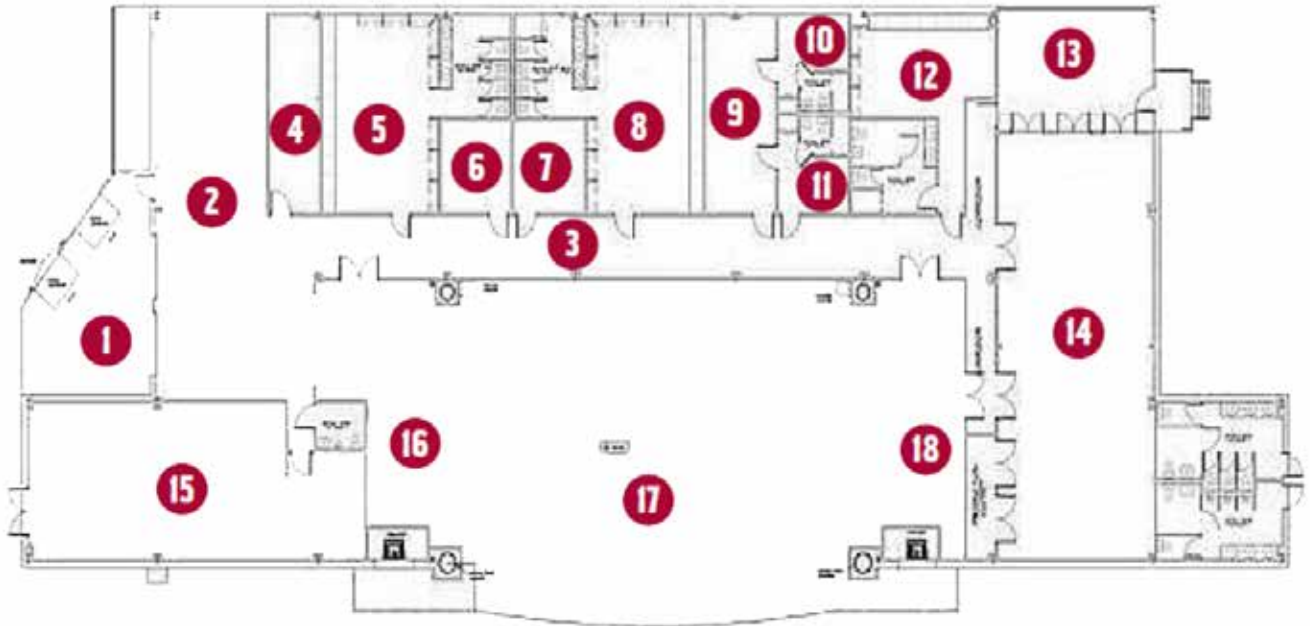
The **RED** rectangles indicate a parking spot typically used for a bus.

The **BLUE** rectangles indicate a parking spot typically used for a tractor trailer at our loading dock.

Every **YELLOW** triangle represents an outlet for shore power.



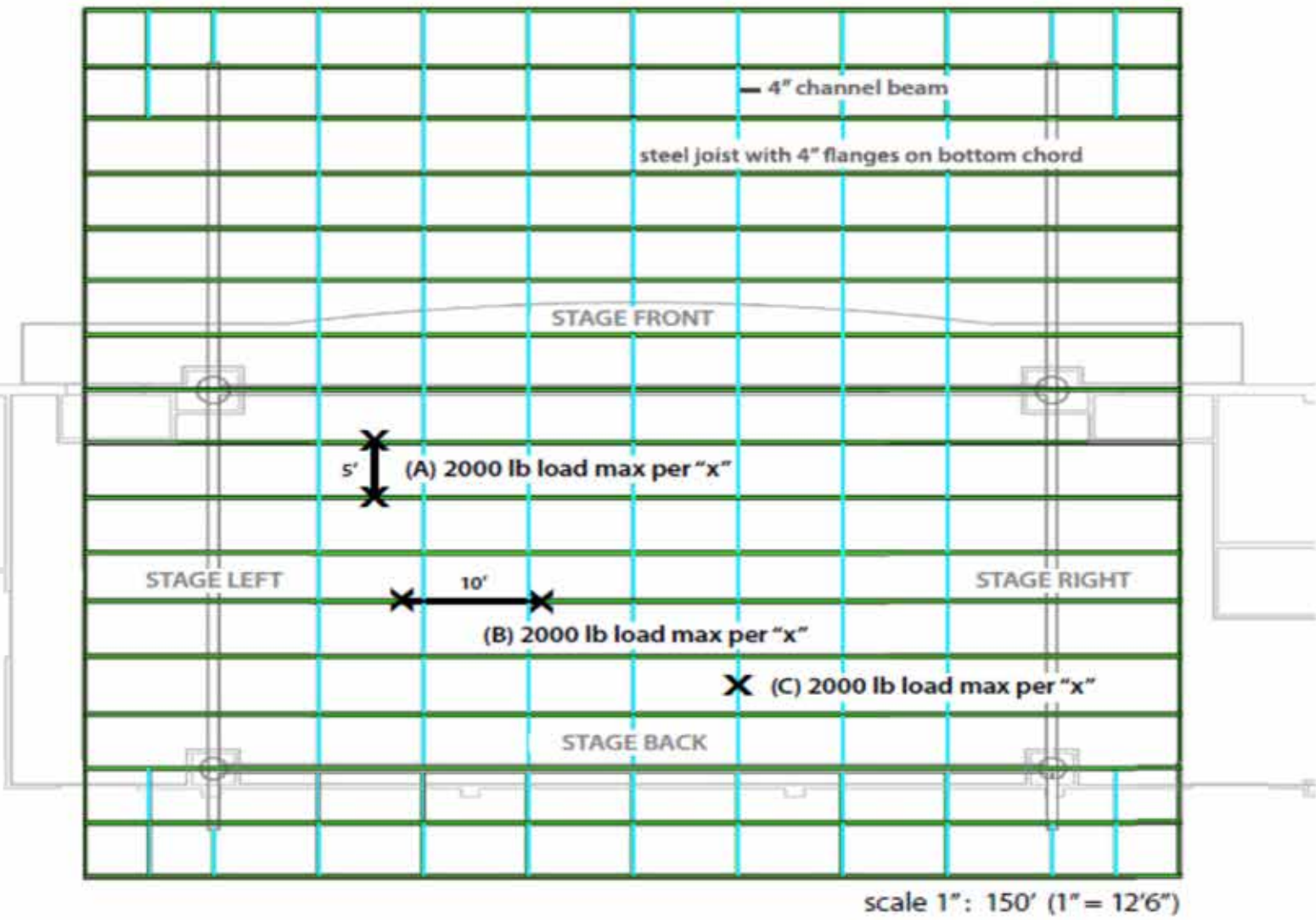
Navigating Backstage



- | | | |
|---------------------|------------------------|-------------------|
| 1. Loading Dock | 7. Operations/Promoter | 13. Covered Porch |
| 2. Storage Area | 8. Dressing Room 1 | 14. Catering |
| 3. Backstage Hall | 9. Dressing Room 2 | 15. Kitchen |
| 4. Electrical Room | 10. Dressing Room 2B | 16. Stage Right |
| 5. Tour Production | 11. Dressing Room 3 | 17. Stage |
| 6. House Production | 12. Dressing Room 4 | 18. Stage Left |



Stage Ceiling and Live Load Diagram



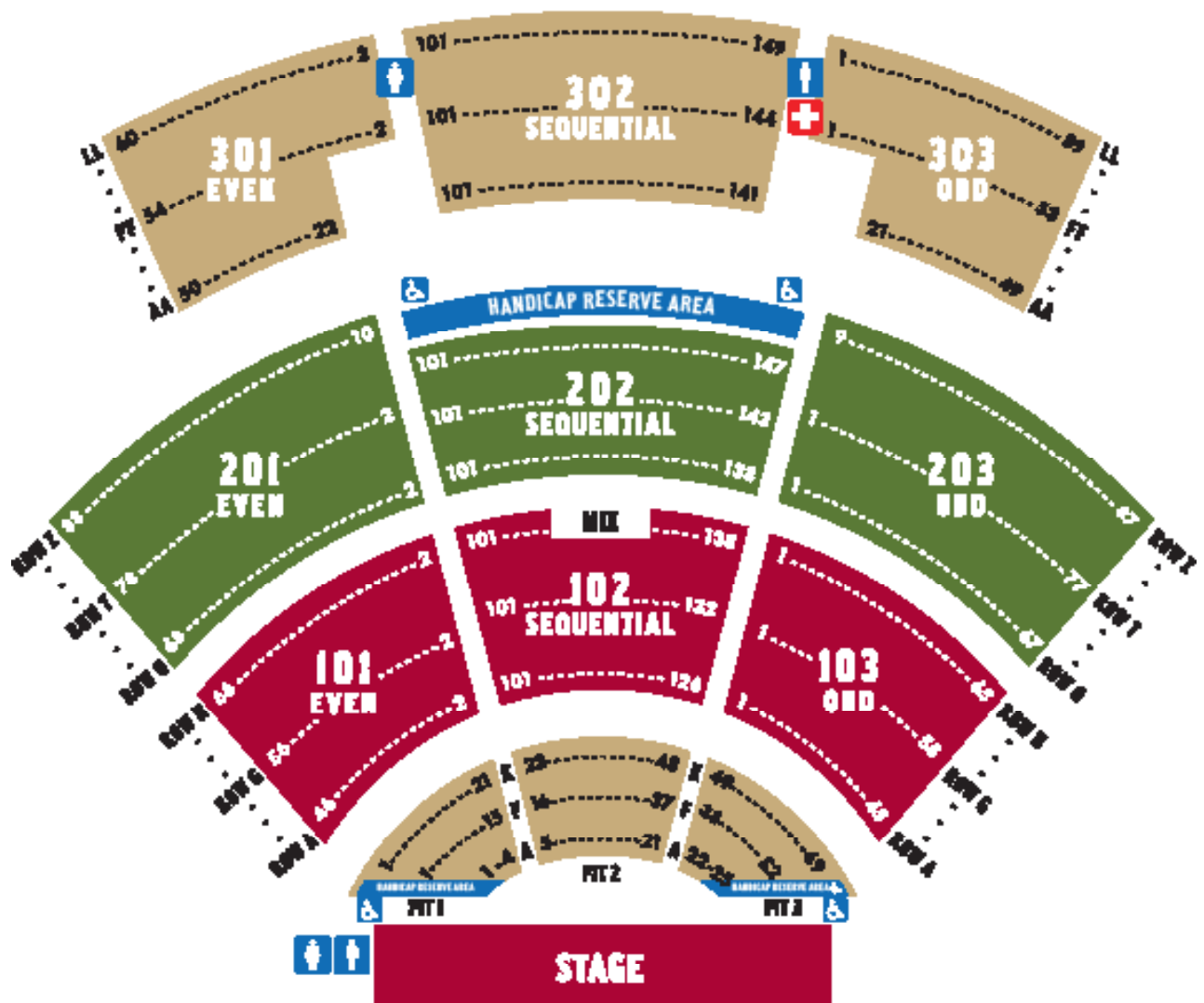
Capacities

3950 Seated Pit (Including obstructed) 3695 Seated Pit (Non obstructed)

Seated Pit	489 (36 handicap)
100 Level	1089
200 Level	1359 (14 handicap)
300 Level	758
Obstructed	255

4061 Standing Pit (Including obstructed) 3806 Standing Pit (Non obstructed)

Standing Pit	600 (36 handicap)
100 Level	1089
200 Level	1359 (14 handicap)
300 Level	758
Obstructed	255



Directions

The St. Augustine Amphitheatre is located on Anastasia Island in St. Augustine, Florida. The main entrance and box office are located at 1340C A1A South, St. Augustine, FL, 32080. The loading dock is located at 1320 A1A South, St. Augustine, FL, 32080 (500' north of the marquee/main entrance on A1A).

Traveling North:

Take I-95 North to Exit 311 SR 207 North towards St. Augustine.
Make a right onto SR 207 North and continue for 3.7 miles.
Make a right onto SR 312 East towards St. Augustine Beach and continue for 3.6 miles.
Make a left onto A1A North and continue for 1.1 miles.
The St. Augustine Amphitheatre will be on your right.

Traveling South:

Take I-95 South to Exit 311 SR 207 North towards St. Augustine.
Make a left onto SR 207 North and continue for 3.7 miles.
Make a right onto SR 312 East towards St. Augustine Beach and continue for 3.6 miles.
Make a left onto A1A North and continue for 1.1 miles.
The St. Augustine Amphitheatre will be on your right.

